


PANNELLI Edgelight

Edgelight 595x295x9,5mm



INFORMAZIONI PRODOTTO:

PRODUCT INFORMATIONS:

Unità: mm
Unit: mm

Codice d'acquisto: **15050-IO**

Purchase code:

P/N: **PN00860**

Grado IP:

IP grade:

IP20

Alimentazione:

Voltage supply:

220-240Vac 50-60 Hz

Potenza:

Power:

15W

Alimentatore:

Driver:

Driver SELV (incluso, esterno al corpo lampada / included, outside body lamp)

Dimmerabile:

Dimmable:

No

Sorgente luminosa:

Light source:

LED SMD

CCT/ Colore:

CCT/ Colour:

3000K

Flusso:

Flux:

1500lm

Fascio:

Beam:

120°

CRI:

>85

Tolleranza cromatica:

Chromatic tolerance:

3SDCM

Fattore di abbagliamento:

Glare rating:

UGR<22

Gruppo di rischio fotobiologico:

Photobiological hazard group:

Rg0

Vita utile:

Lifetime:

L70B50@60000

Fissaggio:

Fixing:

Ad incasso / Recessed

Temperatura operativa:

Operating temperature:

-10°C (min) - +30°C (max)

Classe energetica:

Energetic class:

Prodotto contenente una sorgente luminosa di classe <E> (non sostituibile)

Product contained a light source of energy class <E> (not replaceable)

Norme:

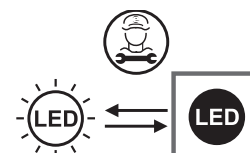
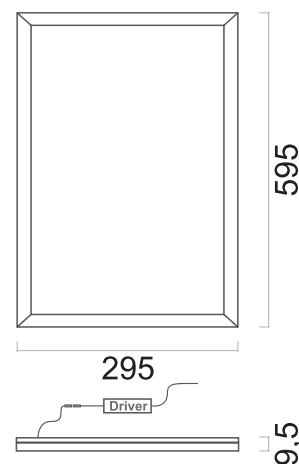
Standards:

EC 60598-2-2:2023 used in conjunction with IEC 60598-1:2020

(Specifies general requirements for luminaires, recessed luminaires and recessed air-handling luminaires)

IEC TR 62778:2014

(Application of IEC 62471 for the assessment of blue light hazard to light source and luminaires)



ACCESSORI:

ACCESSORIES:

18033

Case a plafone 50mm
Ceiling case 50mm

18006

Cornice incasso
Recessed frame

15159

Kit sospensione 4 cavi L=1000mm
Suspension kit 4 cables L=1000mm

07550

Inverter+batteria per emergenza
Ceiling case 68mm

Tolleranza di potenza ± 5% - Tolleranza al flusso luminoso ± 5% - Incertezza di misura ± 10% - Ta: 25°C Power tolerance ± 5% - Luminous flux tolerance ± 5% - Measurement uncertainty ± 10% - Ta: 25°C